




Name: _____

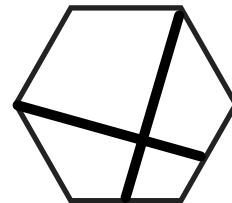
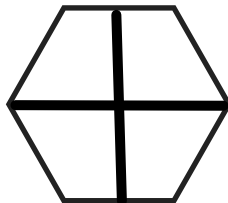
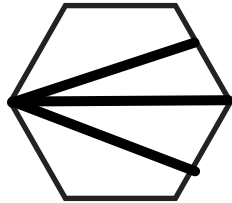
EQUAL PARTS

Directions: Circle the shape in each row that have equal parts.

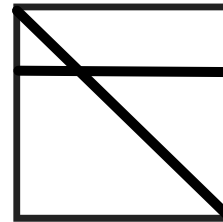


1



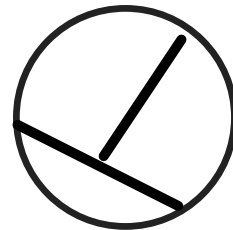

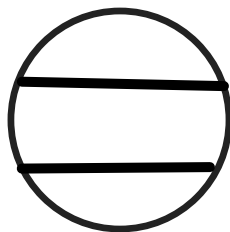
2



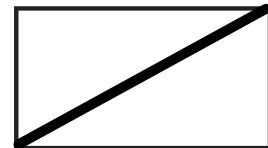

3



4



5



Answer Key

EQUAL PARTS

Directions: Circle the shape in each row that have equal parts.

1			
2			
3			
4			
5			