


# WHAT IS PI WORKSHEETS



Name :

Date :


## What is pi?

The distance around the outside of a circle is the **circumference**.  
The distance across the circle (through the circle) is the **diameter**.


Pi is the relationship between the circumferences and the diameter of a circle.

Measure the diameter and circumferences of each circle and write them down (use a piece of string to measure the circumferences). Then for each circle, calculate  $c+d$ ,  $c-d$ ,  $c*d$ , and  $c:d$ . Determine which formula gives the same answer for each circle - that is the formula for pi.


Circle	circumference (c)	diameter (d)	$c+d$	$c-d$	$c*d$	$c:d$
1						
2						
3						




Circle 1



Circle 2



Circle 3



# WHAT IS PI WORKSHEETS


## What is pi?

The distance around the outside of a circle is the **circumference**.  
The distance across the circle (through the circle) is the **diameter**.


Pi is the relationship between the circumferences and the diameter of a circle.

Measure the diameter and circumferences of each circle and write them down (use a piece of string to measure the circumferences). Then for each circle, calculate  $c+d$ ,  $c-d$ ,  $c*d$ , and  $c:d$ . Determine which formula gives the same answer for each circle - that is the formula for pi.


Circle	circumference (c)	diameter (d)	$c+d$	$c-d$	$c*d$	$c:d$
1	15.7	5	20.7	10.7	78.5	3.14
2	31.4	10	41.4	21.4	314	3.14
3	47.1	15	62.1	32.1	706.5	3.14



Circle 1



Circle 2



Circle 3